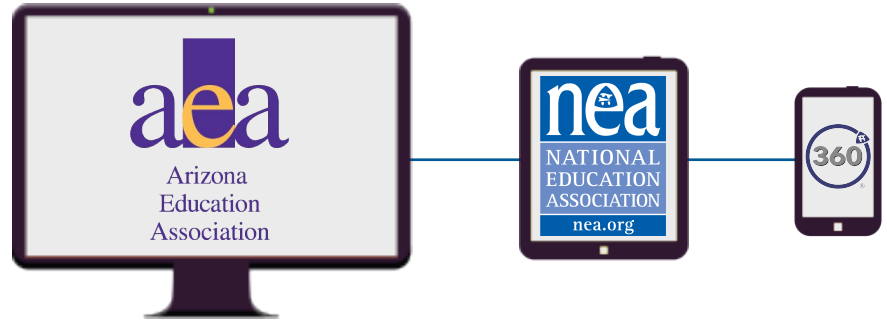


JOIN NOW:

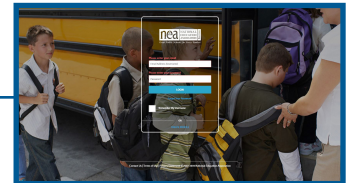
ONLINE MEMBERSHIP APPLICATION INSTRUCTIONS



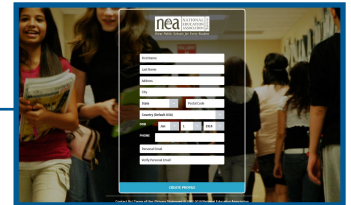
The *myNEA360* Profile is the robust new educator portal that offers potential members the ability to join online. Once a member, the *MyNEA360* Profile offers a host of information related to your membership, access to representatives, and an online help platform.

MyNEA360 and the **Join Now** feature is accessible through **NEA edCommunities**, your online professional learning community. Anyone in the education community can connect in **edCommunities** to collaborate and advocate on issues that matter to students and schools everywhere.


STEP 1 — Visit www.mynea360.org and click on “Create Profile.”



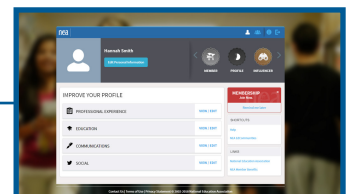
STEP 2 — Provide the required information and click “Create Profile.”



STEP 3 — Check the email address you provided for an email from NEA360. This email will contain a link to follow to create a unique password.



STEP 4 — Once a new password is set, you will be directed to your *My NEA360 Profile*. Select the red “Membership Join Now” badge to open the electronic membership form. Email confirmation of your membership will be sent once the application is complete.



In the *MyNEA360* profile, select “**Join Now**” to sign up for membership. An electronic membership confirmation will be sent to the email provided.